

---

**IpInterceptor Crack Free [Updated-2022]**

[Download](#)

**DOWNLOAD**

---

## IpInterceptor [Win/Mac] [2022]

Starting the program is easy. Just point ipInterceptor Product Key to the directory that contains the "winpcap.dll" file and the "data" directory with the captured files. ipInterceptor 2022 Crack Example: Create a snapshot file: ipInterceptor For Windows 10 Crack -a -r -f "C:\Progra~1\HoundFire\Sniffer Data\Temp.snf" -d "C:\Progra~1\HoundFire\Sniffer Data\Tracer\Inbound" -n 100 Create a new log file: ipInterceptor -a -r -l "C:\Progra~1\HoundFire\Sniffer Data\Tracer\Inbound.log" -d "C:\Progra~1\HoundFire\Sniffer Data\Tracer\Outbound" -n 100 Results: Once the application is running, you can start capturing traffic. Each conversation will be represented as a new tab in the program. Conversations are grouped into conversations (showing the response times). Add a filter for some conversations, choose the filter type, and click Apply: Packet data will be displayed in the current tab. Once the conversation is over, you can view the headers of the first packet and the data of the last packet in the conversation. Filter options: Capture





---




the packets from a specific interface: Select interface to capture traffic on: Capture only the packets that belong to a specific application (by specifying a filename): File Name: If a file with the same name already exists, the program will just create a new conversation. IPV4: IPV6: Hide IPV4 headers: Show IPV4 headers: Show IPV6 headers: To view headers in text: To view headers in HEX: One of the major advantages of this program is the ability to capture, filter, and view IP traffic in either text or hex format. This is useful to developers as they will be able to view headers and data in text format. The ability to view the data in hex allows developers to simply parse the captured data for specific packets. Some of the other key features of this application are: [?] View all captured packets in chronological order. [?] Support for Windows 2003/XP, Windows 2000, and Windows 7. [?] Support for Netcat. [?] Support for detecting the operating

**IpInterceptor Crack Product Key Full Free Download**

The KEYMACRO macro is used to to define an Alphanumeric Key that will be used to configure the IP

---

Trace Interceptor. It is very important that the MACRO Key assigned to the IP Trace Interceptor is the same one that is already assigned to your PC NIC. It will prevent the IP Trace Interceptor from interfering with your network communications. Here is a screenshot of the "ipInterceptor" window: Here are some key features of "ipInterceptor":  Trace TCP/UDP Packets on your workstation.  View packets in a logical sequence, with requests and responses grouped into conversations (showing the resulting response times).  Set filters for tracing.  View headers and data in text or HEX format.

Limitations:  25 days trial  Once the trial period is over, it will continue to run, but will not capture packet data (just header info). KEYFILE Description: The KEYFILE macro is used to to define a DIRTY CERTIFICATE which will be used to configure the IP Trace Interceptor. It is very important that the CERTIFICATE Key assigned to the IP Trace Interceptor is the same one that is already assigned to your PC NIC. It will prevent the IP Trace Interceptor from interfering with your network communications. Here is a screenshot of the "ipInterceptor" window: Here are some key features of "ipInterceptor":  Trace

---

TCP/UDP Packets on your workstation. [?] View packets in a logical sequence, with requests and responses grouped into conversations (showing the resulting response times). [?] Set filters for tracing. [?] View headers and data in text or HEX format.

Limitations: [?] 25 days trial [?] Once the trial period is over, it will continue to run, but will not capture packet data (just header info). Log Description: The "ipInterceptor" macro is used to to define a TRACE LOG to which the IP Trace Interceptor will save its packet data. It is very important that the LOG file name assigned to the IP Trace Interceptor is the same one that is already assigned to your PC NIC. It will prevent the IP Trace Interceptor from interfering with your network communications. Here is a screenshot of the "ipInterceptor" window: Here are 1d6a3396d6

---

## IpInterceptor Crack+ License Code & Keygen PC/Windows

ipInterceptor is a TCP/UDP Trace utility that is especially useful for developers and administrators. This program uses WinPCap Sniffer technology to capture packets. ipInterceptor then groups the corresponding send/recieve packets and presents them as conversations. ipInterceptor is especially useful for Web Developers. It differs from HttpTracer in that it uses sniffer technology, while HttpTracer user Proxy technology. ipInterceptor is very easy to use and will prove a useful tool. Here are some key features of "ipInterceptor":

- ☐ Trace TCP/UDP Packets on your workstation.
- ☐ View packets in a logical sequence, with requests and responses grouped into conversations (showing the resulting response times).
- ☐ Set filters for tracing.
- ☐ View headers and data in text or HEX format.

Requirements: Limitations: ☐ 25 days trial ☐

Once the trial period is over, it will continue to run, but will not capture packet data (just header info). Easy to use, runs with no problems, and I've tested it on various different OS's with various versions. From what I can tell, it doesn't seem to require any special

---

tools/installations. Some of the advantages that I can see are that it doesn't require installation of some special software, it's free, and it's easy to use. What do you think of this tool? Any comments, suggestions, or other information would be appreciated. I can't remember exactly, but I think it has something to do with syntax errors, something similar to this: Also, I'd be interested to know what other similar programs are out there. I like this program, but as a novice programmer, I found it difficult to learn. Could someone who is skilled in coding help me out with some of the problems I ran into? You need to read the manual for the basic syntax of the programming language. I'm not familiar with this particular language, so I'm not sure of all the specifics. Also, I found the tree structure of the information very confusing. Especially for someone like me who isn't a programmer. The program didn't work for me at all. I tried using the support forum as well. I also contacted the author directly. I also found that the program didn't support all

**What's New in the IpInterceptor?**

---

The program displays all the traffic that the program chooses to intercept on the Internet. It is very easy to use and will prove to be a useful tool for monitoring and debugging applications that use TCP/UDP. The following key features of "webuser-gui":

- ☐ Display packets as conversations (by groups of tcp-segments).
- ☐ Display headers and data in HEX and text format.
- ☐ Display and control the capture of packets.
- ☐ Capture and view packets on one or many machines (like a network sniffer).
- ☐ Support for WAN capture.
- ☐ Shows packets with options like ICMP, TCP, UDP, and HTTP.
- ☐ Supports filtering by protocol and port.
- ☐ Analyze packets by properties like the total transfer, time, bytes and message.

Requirements: ☐ WinPcap  
Limitations: ☐ Trial version only ☐ Capture only a portion of the Internet.

Description: The program displays the contents of the file in a tree-like format. It is very easy to use and will prove a useful tool for developers. The following key features of "GPTFileTree":

- ☐ Display files as a tree.
- ☐ Supports viewing by path, file, name, and size.
- ☐ Displays the contents in a tree-like format.
- ☐ Supports operations like opening, searching, and saving/loading files.



---

Exports the file in a tree-like format as a database.

Requirements: [?] WinPcap Limitations: [?] Free version

only Description: The program captures, records, and displays packets from a remote system. It is very easy to use and will prove to be a useful tool for developers and network administrators. The following key features

of "tcptracer": [?] Supports

TCP/UDP/ICMP/HTTP/FTP/SMB protocols. [?]

Captures packets on a remote machine. [?] Traces

packets that match filters. [?] Supports WAN trace. [?]

Can capture and record files from a remote machine. [?]

Traces packets on a remote machine. [?] Traces packets

that match filters. [?] Supports filtering of data for

display. [?] Supports capturing packets on a remote

machine. [?] Supports filtering of data for display. [?]

Traces packets that

---

## System Requirements:

The following Minimum System Requirements have been determined as a minimum baseline for the Game. System Requirements are based on an Intel Core i3-1030 3.1 GHz or better processor and a NVIDIA GeForce GTX 460 or better GPU with 1 GB video memory. While every effort has been made to ensure that the System Requirements for Linux are accurate, errors may occur that will result in the Linux version being incompatible with a portion of the System Requirements. For example: It is unlikely, but possible, that a game that requires the latest Nvidia drivers will

## Related links:

<https://mywaterbears.org/portal/checklists/checklist.php?clid=4038>

<https://louispara.com/?p=9636>

<http://bahargroup.ch/?p=2670>

[https://frustratedgamers.com/upload/files/2022/06/HoxXhEcIIdT1PqiLAWej\\_07\\_fd358fc7a59fea1dc7f58e578370d836\\_file.pdf](https://frustratedgamers.com/upload/files/2022/06/HoxXhEcIIdT1PqiLAWej_07_fd358fc7a59fea1dc7f58e578370d836_file.pdf)

[https://dainikprobahobarta.com/wp-content/uploads/2022/06/DSpeech\\_Portable.pdf](https://dainikprobahobarta.com/wp-content/uploads/2022/06/DSpeech_Portable.pdf)

<https://warriorplus.com/o2/a/vqvqcq/0?p=3148>

<https://silkfromvietnam.com/wp-content/uploads/2022/06/nevitakk.pdf>

<http://www.cad2parts.com/?p=5176>

<https://nestingthreads.com/wp-content/uploads/2022/06/Cowbell.pdf>

<https://fraenkische-rezepte.com/atomic-world-clocks-free-2-40-crack-download-pc-windows-updated-2022/>

<https://gembeltraveller.com/wp-content/uploads/2022/06/olusayle.pdf>

---

<http://armina.bio/?p=10247>  
[https://lixenax.com/wp-content/uploads/2022/06/AVIGen\\_AntiVirus.pdf](https://lixenax.com/wp-content/uploads/2022/06/AVIGen_AntiVirus.pdf)  
[https://ameeni.com/upload/files/2022/06/jG7XhAfw3IJcifclERbZ\\_07\\_fd358fc7a59fea1dc7f58e578370d836\\_file.pdf](https://ameeni.com/upload/files/2022/06/jG7XhAfw3IJcifclERbZ_07_fd358fc7a59fea1dc7f58e578370d836_file.pdf)  
[https://everyonezone.com/upload/files/2022/06/HYsD9lhAo3eKq7bc3tIK\\_07\\_fd358fc7a59fea1dc7f58e578370d836\\_file.pdf](https://everyonezone.com/upload/files/2022/06/HYsD9lhAo3eKq7bc3tIK_07_fd358fc7a59fea1dc7f58e578370d836_file.pdf)  
<https://algarvepropertysite.com/windows-xp-service-pack-3-deployment-tools-crack/>  
<http://ilpn.ca/?p=3656>  
[https://homi.cc/wp-content/uploads/2022/06/Magic\\_DVD\\_Copier.pdf](https://homi.cc/wp-content/uploads/2022/06/Magic_DVD_Copier.pdf)  
<https://encuentracommunitymanager.com/wp-content/uploads/2022/06/carlnev.pdf>  
<https://scholar4u.online/mywork-coach-formerly-take-5-1-6-4-3-crack/>